



**MĂ JOC și**  
**ÎNVĂȚ**  
**ENGLEZĂ!**

**COLOURS**

<https://www.mall.dejucarii.ro/>

# Introducere

Întotdeauna prezentați copilului **cuvintele noi** (în forma printată sau direct pe calculator). Dacă copilul vorbește, încurajați-l să repete.

Abordați exercițiile care urmează ca pe un joc. Exercițiile sunt gândite în așa fel încât să **antreneze atenția, memoria și logica** dar principalul lor scop este de a încuraja copilul să folosească cât mai des, în joacă, cuvintele zilei sau săptămânii. Este important așadar să îl încurajăm să folosească cât mai mult cuvintele în timpul exercițiilor (a se vedea și [filmulețele](#) ca model). Dacă copilul nu vorbește încă, roștiți dumneavoastră cuvintele pe măsură ce rezolvă exercițiile.


Pentru fiecare lecție am pregătit și câteva cântecele și/sau filmulețe care folosesc cuvintele lecției respective. Dacă nu contravine principiilor dvs privind ecranele, lăsați copilul să vada cântecelele sau filmulețele. Dacă excludeți ecranele total, puteți lăsa cântecelele să ruleze doar în format audio oricând pe parcursul zilei.

Folosiți orice ocazie pentru a utiliza cuvintele deja învățate: cărți cu poze în care găsiți imagini din lecțiile zilei, obiecte din casă, jucării, păpuși sau culori deja învățate.

Cu multă deschidere, cu răbdare și abordând învățarea ca joacă, lecțiile zilnice pot deveni un moment de conexiune a copilului cu părintele “profesor de engleză” pe care copilul să le aștepte cu nerăbdare. Tocmai de aceea, cel puțin la început, lecțiile nu trebuie să fie foarte lungi pentru ca a doua zi copilul să își dorească să se joace din nou.

Pentru sfaturi, schimburi de idei și materiale de engleza și nu numai, va invităm pe grupul de Facebook **Brainbuilding with Love- Antrenam Inteligența** (<https://www.facebook.com/groups/817392332850724> ).

Documentul conține și format audio care poate fi folosit doar cu **Adobe Reader** versiunea de desktop deci partea audio nu este disponibilă pe telefon sau tabletă. Adobe Reader poate fi descărcat foarte ușor și în siguranță aici: <https://adownload.adobe.com/rdc/installers/live/readerdc.exe> Alegeți **OPEN** pentru a urma pașii de instalare.

Când dați prima dată dublu click pe iconița  selectați opțiunea de **trusted** pentru a permite documentului să redea partea audio.


Prezentul material reprezintă proprietatea intelectuală a firmei BMM Academy S.R.L. Reproducerea distribuirea și comercializarea conținutului acestui material fără acordul firmei reprezintă o încălcare a legii 8/1996 și se pedepsește cu amendă sau închisoare de la 3 luni la 2 ani.



**RED**

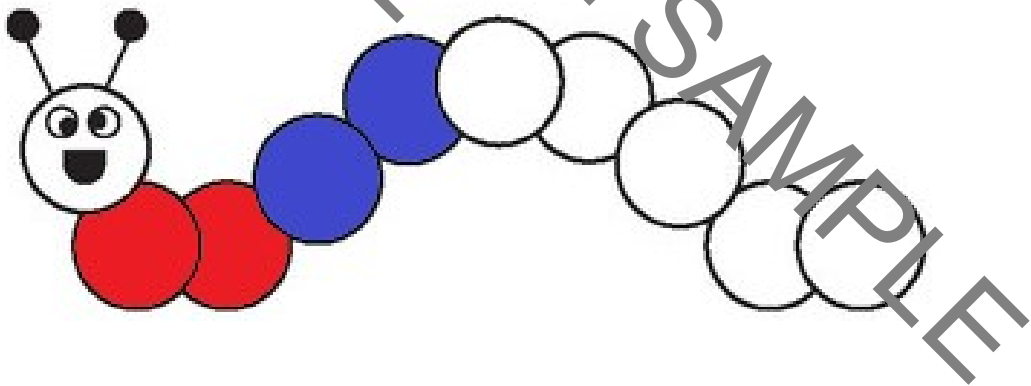
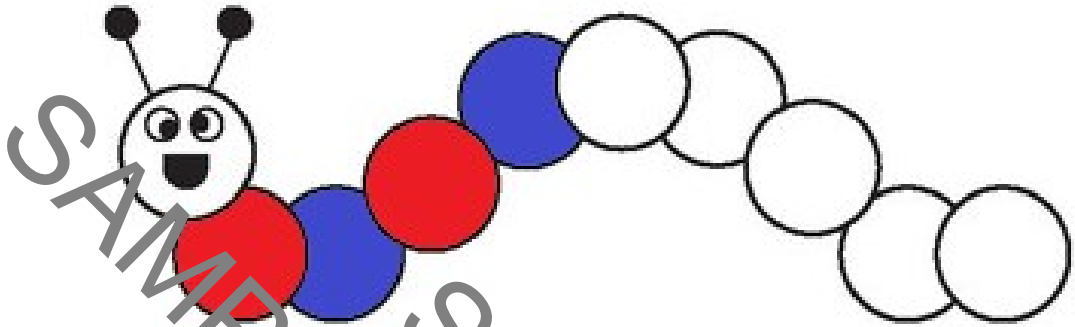


**BLUE**



SAMPLE SAMPLE SAMPLE  
SAMPLE SAMPLE SAMPLE  
SAMPLE SAMPLE SAMPLE

Ce culoare urmează? Respectă modelul! Spune cu voce tare!







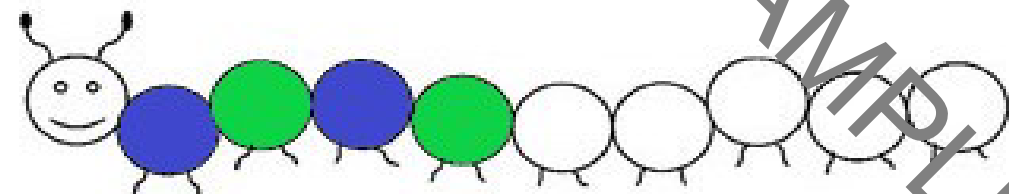



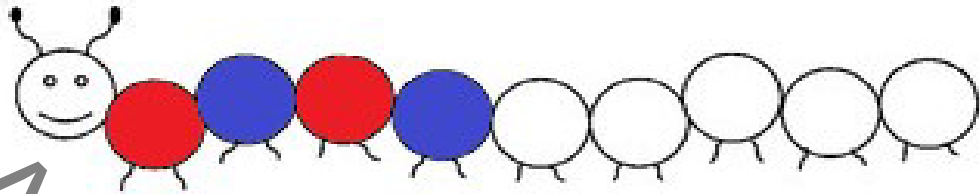
SAMPLE SAMPLE SAMPLE  
**YELLOW**



**GREEN**



Ce culoare urmează? Respectă modelul! Spune tare!



red

RED

blue

BLUE

yellow

YELLOW

green

GREEN

SAMPLE SAMPLE SAMPLE SAMPLE SAMPLE




**ORANGE**




SAMPLE SAMPLE  
SAMPLE SAMPLE  
SAMPLE

**PURPLE**


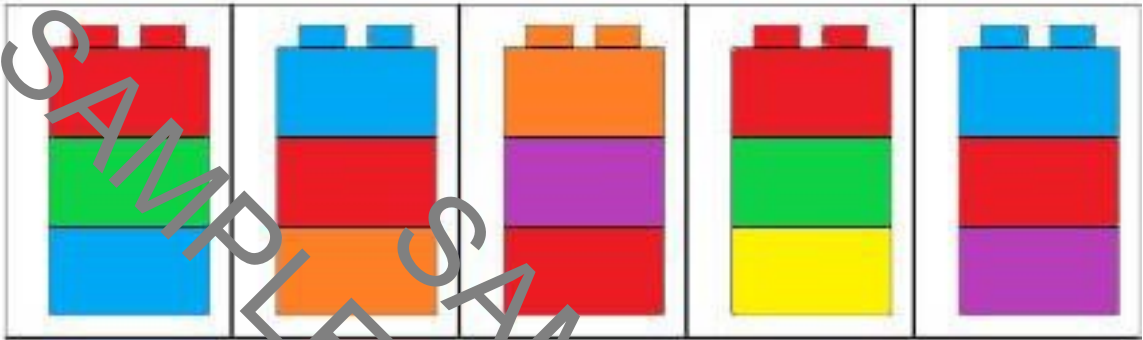


SAMPLE  
SAMPLE  
SAMPLE

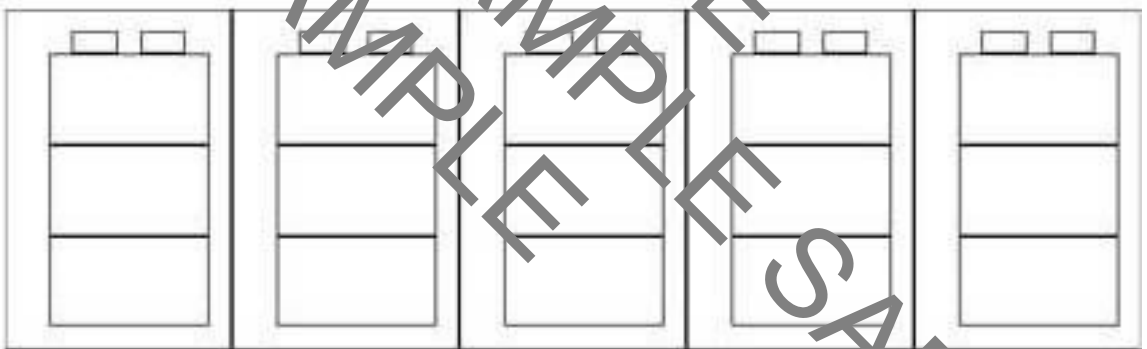
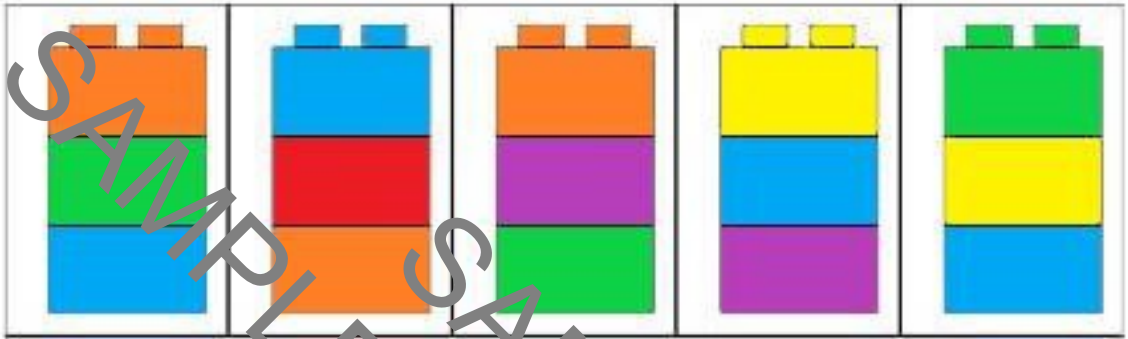
Ce culoare urmează? Respectă modelul! Spune tare!






Colorează după model. Spune culorile cu voce tare!!



Colorează după model. Spune culorile cu voce tare!!




Potrivește cutiile! Spune culorile cu voce tare!!



SAMPLE SAMPLE  
SAMPLE SAMPLE  
SAMPLE SAMPLE  
SAMPLE SAMPLE







**BLACK**



SAMPLE SAMPLE  
SAMPLE SAMPLE  
SAMPLE SAMPLE

**WHITE**






**PINK**



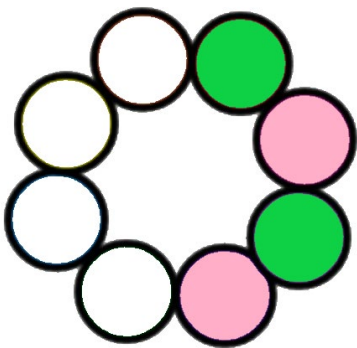
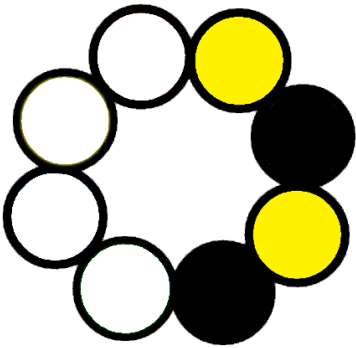

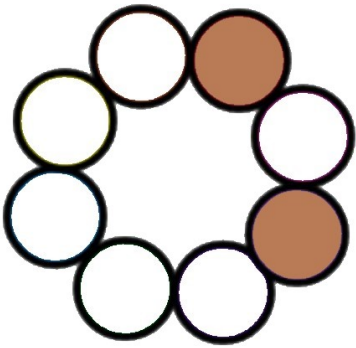
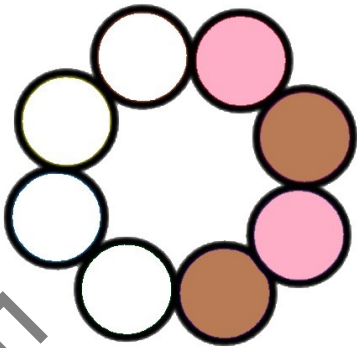
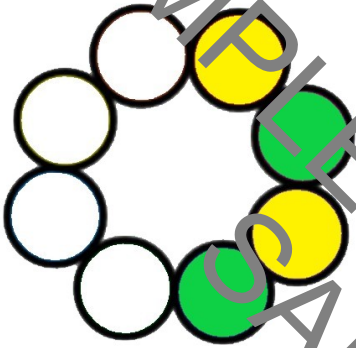
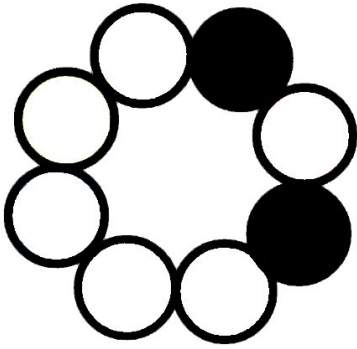
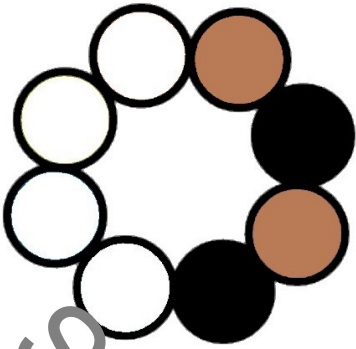
SAMPLE SAMPLE SAMPLE  
SAMPLE SAMPLE SAMPLE

**BROWN**



SAMPLE SAMPLE SAMPLE  
SAMPLE SAMPLE SAMPLE

Colorează biluțele respectând modelul! Spune cu voce tare culorile cand e gata un set!



orange

ORANGE

purple

PURPLE

brown

BROWN

pink

PINK

white

WHITE

black

BLACK


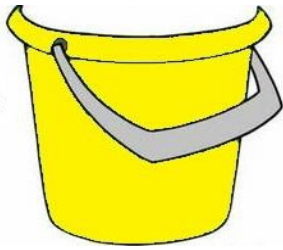
SAMPLE SAMPLE SAMPLE SAMPLE SAMPLE

Unește cutiile cu mingile potrivite! Spune cu voce tare culorile!



SAMPLE SAMPLE SAMPLE SAMPLE SAMPLE SAMPLE SAMPLE

Unește gălețele cu lopățele potrivite! Spune cu voce tare culorile!



SAMPLE SAMPLE SAMPLE SAMPLE SAMPLE SAMPLE

Unește gentuțele cu creioanele potrivite! Spune cu voce tare culorile!



SAMPLE SAMPLE SAMPLE SAMPLE SAMPLE




Unește stelele cu creioanele potrivite! Spune cu voce tare culorile!





Unește cutiile cu bomboanele potrivite! Spune cu voce tare culorile!



SAMPLE SAMPLE SAMPLE SAMPLE SAMPLE

Unește cutiile cu ursuleții potriviți! Spune cu voce tare culorile!



SAMPLE SAMPLE SAMPLE  
SAMPLE SAMPLE SAMPLE  
SAMPLE SAMPLE SAMPLE

Unește buburuzele cu florile potrivite! Spune cu voce tare culorile!



SAMPLE SAMPLE SAMPLE SAMPLE SAMPLE SAMPLE


Unește coșulețele cu merele potrivite! Spune cu voce tare culorile!






SAMPLE SAMPLE  
SAMPLE SAMPLE  
SAMPLE SAMPLE  
SAMPLE SAMPLE



Unește umbrelele cu cizmele potrivite! Spune cu voce tare culorile!












Unește conurile cu globurile de înghețată potrivite! Spune cu voce tare culorile!



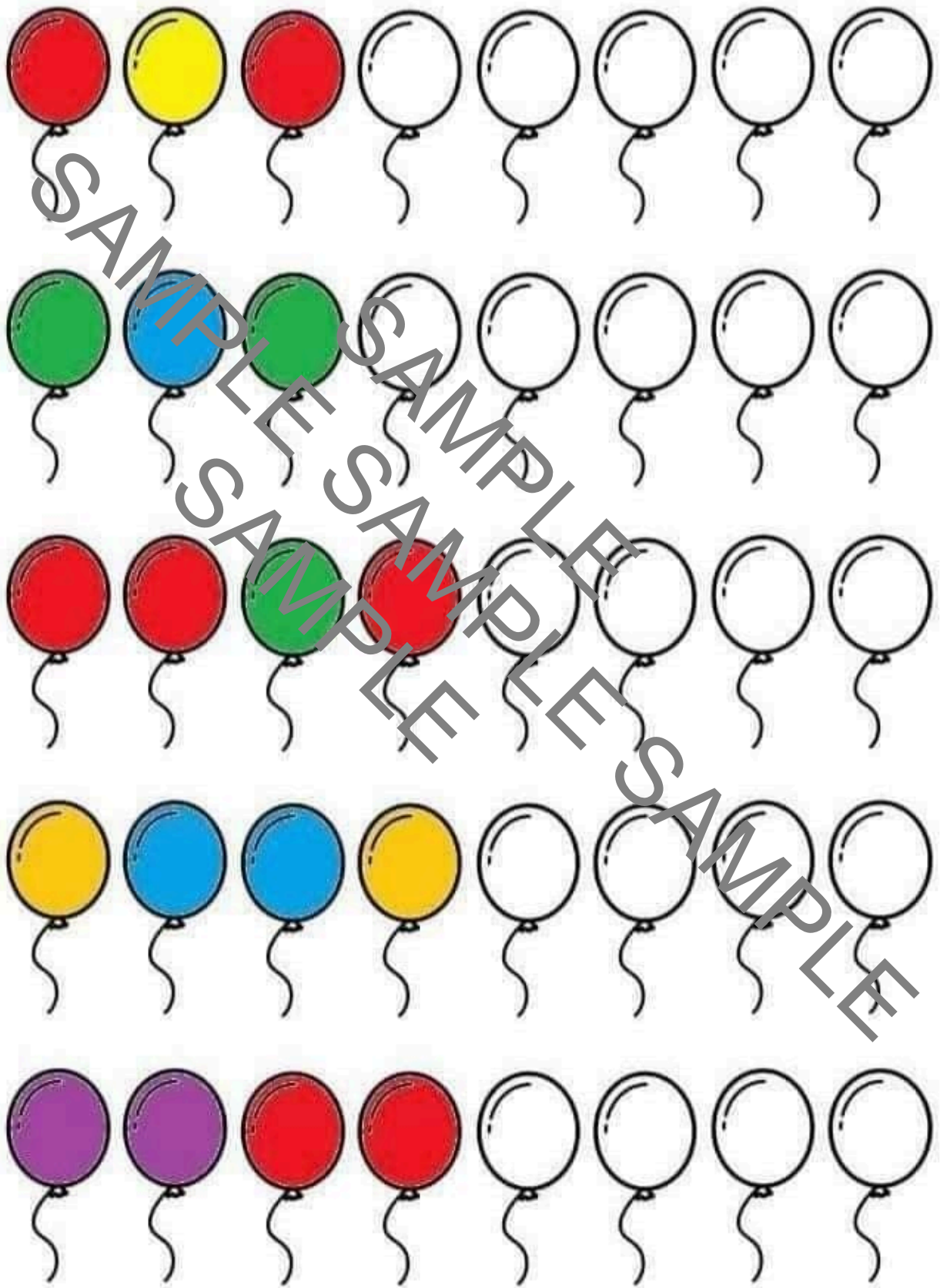
SAMPLE SAMPLE SAMPLE SAMPLE SAMPLE

Unește păianjenii cu pânzele potrivite! Spune cu voce tare culorile!




SAMPLE SAMPLE SAMPLE SAMPLE SAMPLE SAMPLE

Ce culoare urmează? Respectă modelul! Spune tare!







Colorează dupa model! Spune cu voce tare!




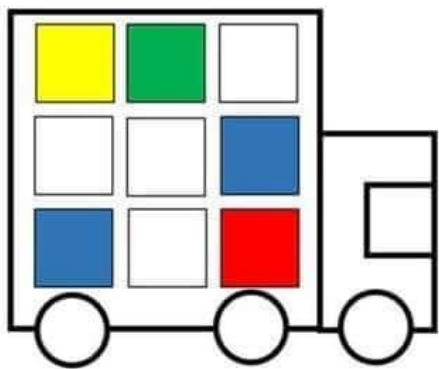

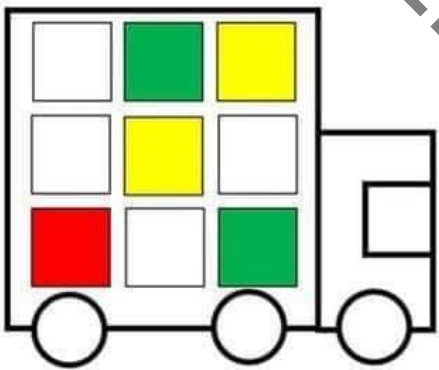

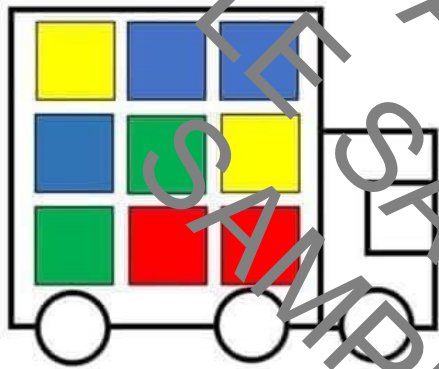


Colorează după model! Spune cu voce tare!



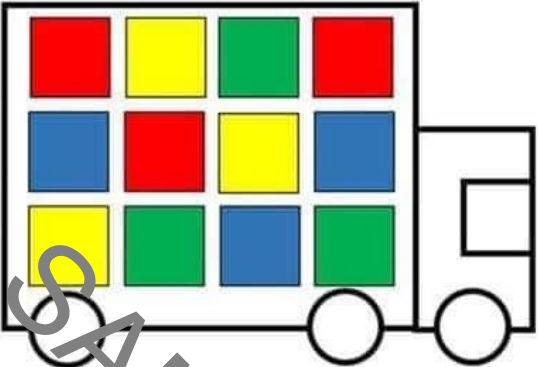

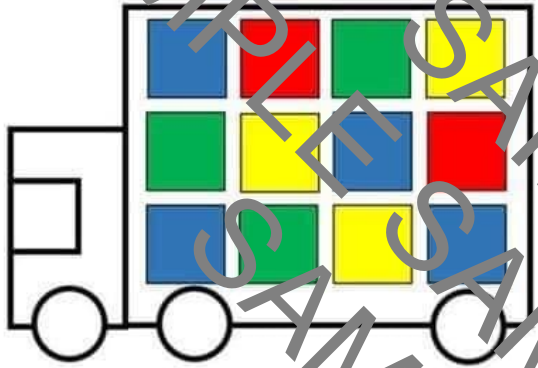

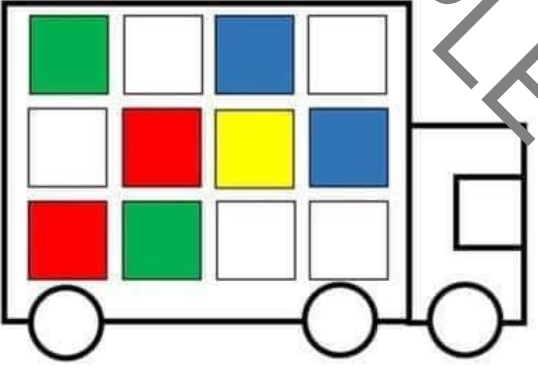

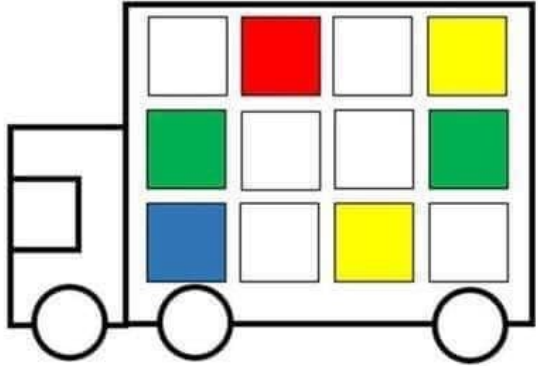

Colorează după model! Spune cu voce tare!




Colorează dupa model! Spune cu voce tare!



Colorează dupa model! Spune cu voce tare!


	
	
	
	

Colorează umbrelele după model! Spune cu voce tare culorile!







Colorează umbrelele după model! Spune cu voce tare culorile!




SAMPLE SAMPLE SAMPLE SAMPLE SAMPLE SAMPLE


Cate CUTII sunt de aceeași culoare?




PINK BOX



ORANGE BOXES




BLUE BOXES




YELLOW BOXES



Câți căței sunt de aceeași culoare?



GREEN DOGS




YELLOW DOG



RED DOGS



















ORANGE DOGS



BLUE DOGS

Câte PISICI sunt de aceeași culoare ?



GREEN CATS


RED CATS


ORANGE CATS

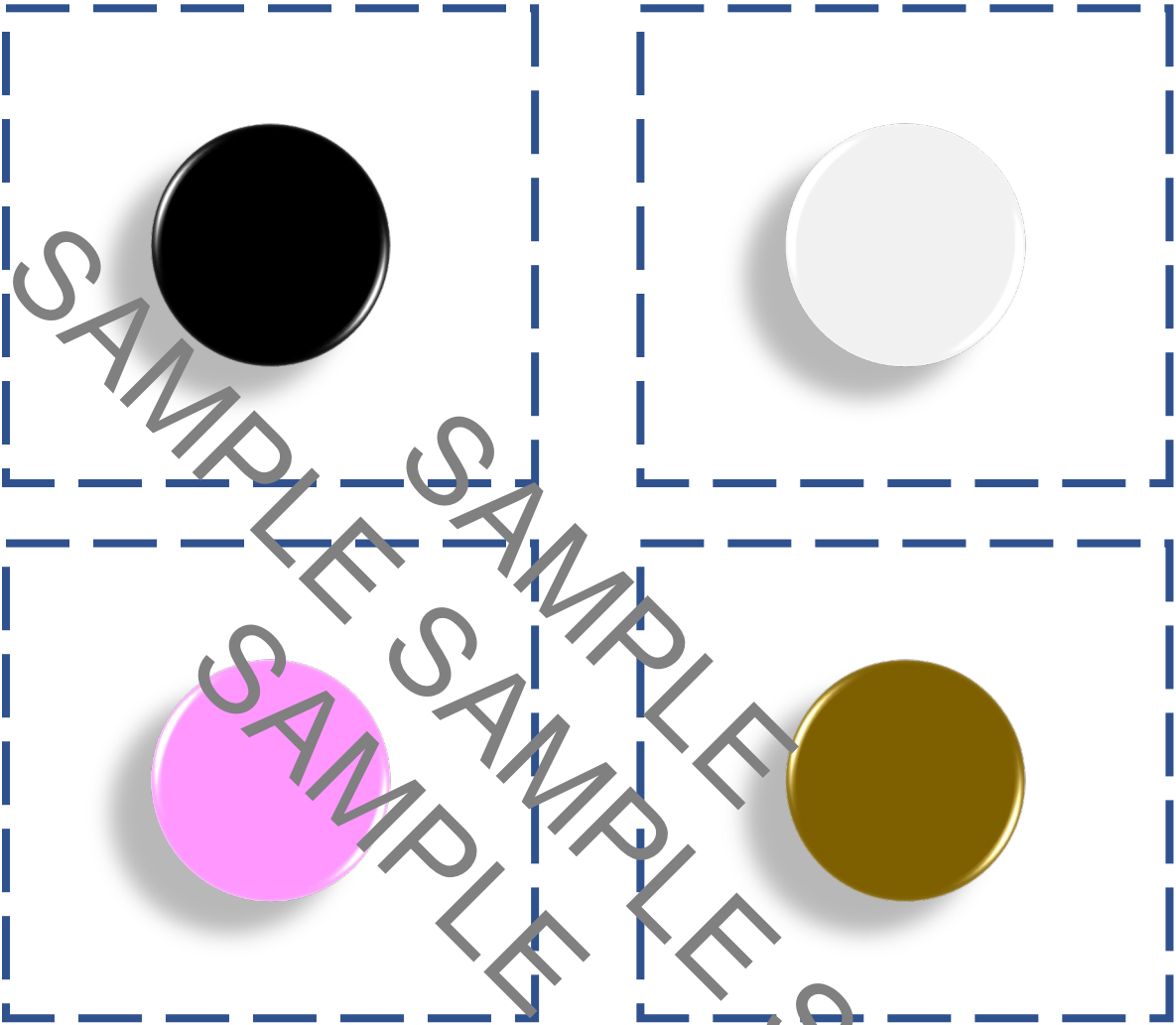
BLUE CATS

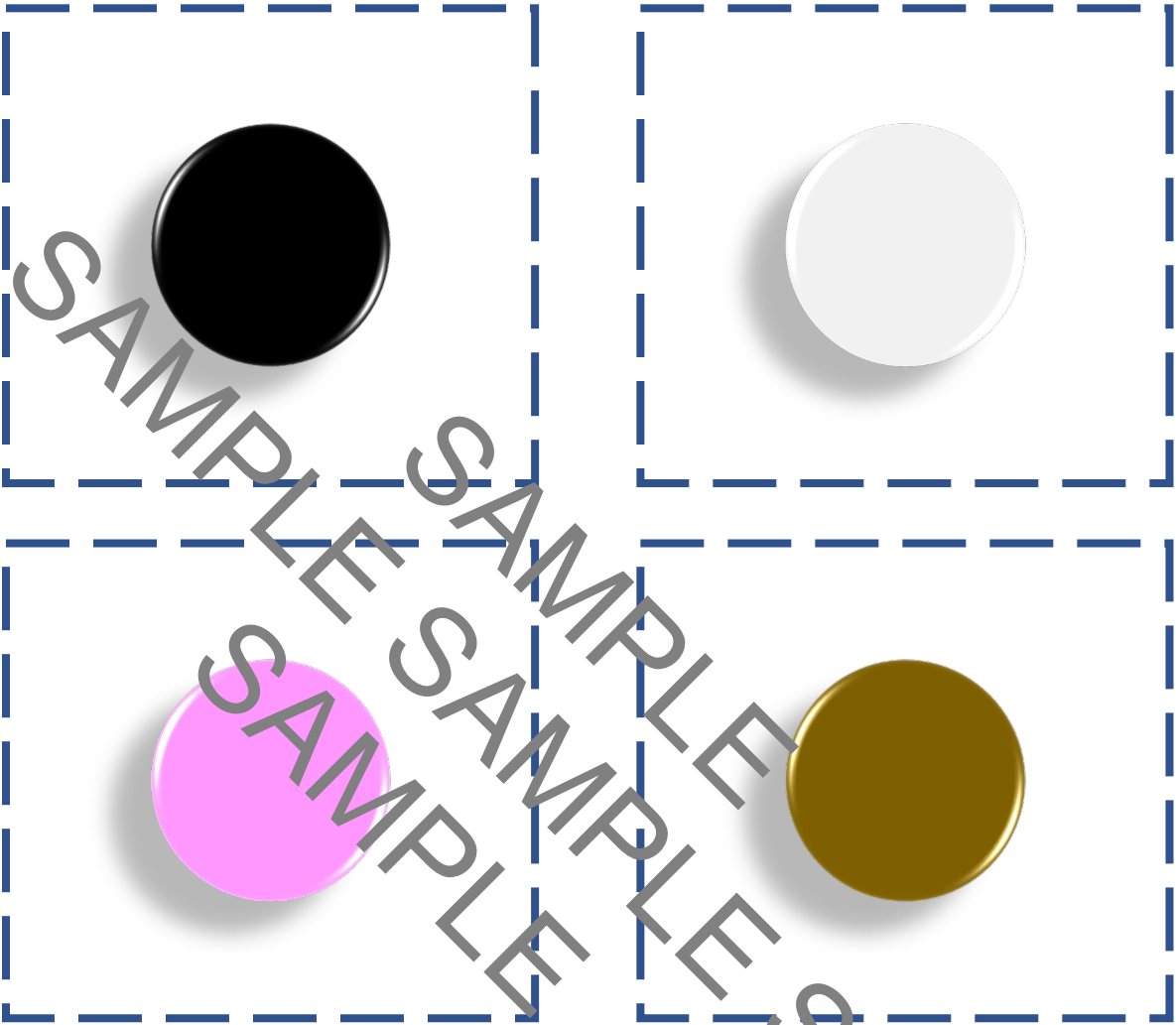
YELLOW CATS

E timpul pentru un joc de memorie! Întoarce cărțile cu fața în jos și amestecă-le.  
Întoarce o carte. Apoi a doua. Dacă ai găsit perechea, pune cele 2 cărți separat. Dacă  
nu ai găsit perechea, întoarce din nou cartea cu fața în jos. Spune cu voce tare ce  
găsești!











SAMPLE SAMPLING  
Let's SING  
and LEARN: click [here](#)  
and [here](#)







Let's watch something  
fun: [click here](#)  
and [here](#)





SAMPLE SAMPLING  
Let's SING  
and LEARN: click [here](#)  
and [here](#)





SAMPLE SAMPLING  
Let's SING  
and LEARN: click [here](#)  
and [here](#)





SAMPLE SAMPLING  
Let's SING  
and LEARN: click [here](#)  
and [here](#)  
SAMPLE SAMPLING





SAMPLE SAMPLING  
Let's SING  
and LEARN: click [here](#)  
and [here](#)





SAMPLE SAMPLING  
Let's SING  
and LEARN: [click here](#)  
and [here](#)







Let's watch something  
fun: [click here](#)  
and [here](#)

